# VentAHood® WALL MOUNT RANGE HOOD SPECIFICATIONS

**ZTH** Equipped with LED lighting. Not available with heat lamps. Available in stainless steel. Shown with optional duct cover (sold separately). Optional duct covers available in standard and custom sizes (sold separately). Fixed rails included.

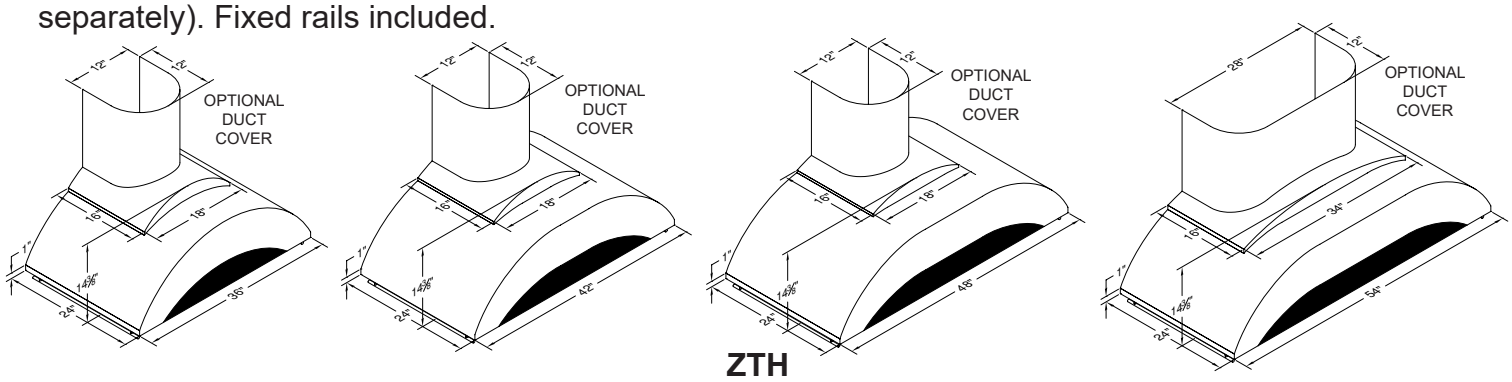


**ZTH**

## Connection Diagram (36"- 48" Widths)

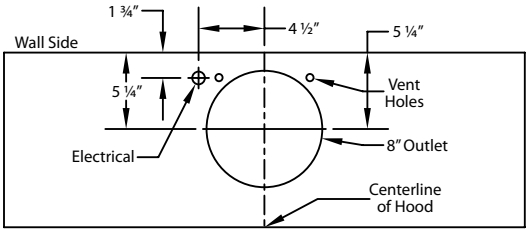


**600 CFM B200 Dual Blower**
**(Top View)**

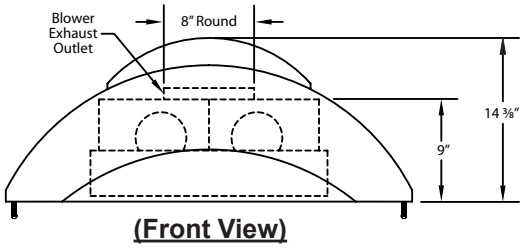


**(Front View)**

## Recommended Mounting Height*

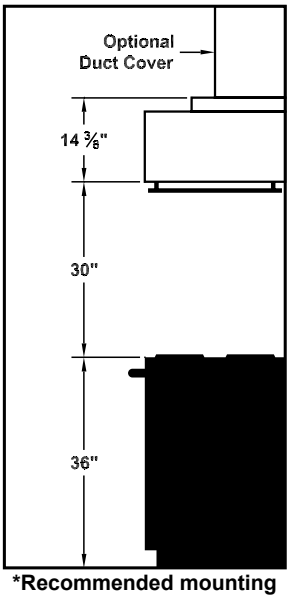


***Recommended mounting height is for optimum performance.**

**NOTE:DUCT COVER EXTENDS 5 3/8" INTO TOP OF HOOD.**

## Connection Diagram (54" Width)

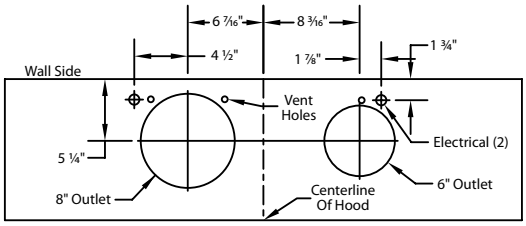


**900 CFM B200 Dual Blower & B100 Single Blower**
**(Top View)**

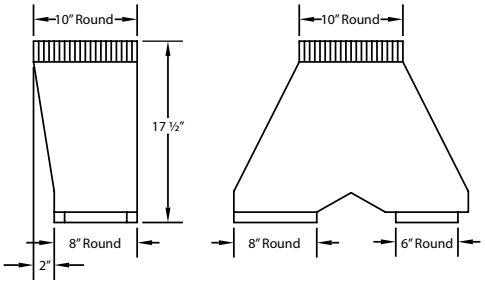


**VP562 Transition (Optional) For B300 For B200 Dual and B100 Single Blower**

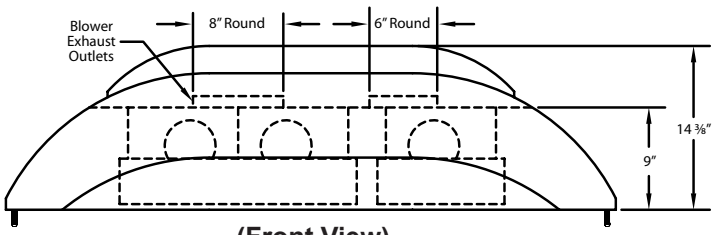


**(Front View)**

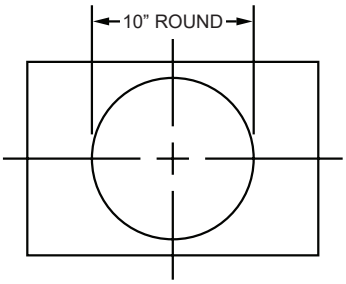


**VP562 transition centers outlet over top of hood**

## Electrical/Mechanical Specifications For Blower Units

| Model | Volts | Amps | Hz | RPM | CFM SP@0.0" | Equivalent CFM• | CFM SP@0.1" | CFM SP@0.2" | CFM SP@0.3" | Minimum Round Duct Size | Sones# |
|---|---|---|---|---|---|---|---|---|---|---|---|
| B200 Dual | 115 | 4.0 | 60 | 1550 | 600 | 900 | 531 | 480 | 430 | 8" (50 in.$^2$) | 6.5 |
| B200 Dual & B100 Single | 115 | 6.0 | 60 | 1550 | 900 | 1350 | 804 | 725 | 655 | VP562: 10" (79 in.$^2$) | 6.3 |

Hood has four LED lights (one light in each corner).

• Because the Magic Lung® blower uses centrifugal filtration rather than conventional baffle or mesh filters, the Magic Lung® blower can handle cooking equipment with higher cubic feet per minute (CFM) requirements and can deliver equivalent CFM much more efficiently than other filtration systems. When comparing the Magic Lung® with other blower units made by other manufacturers, use the "Equivalent CFM".

# Ratings in accordance with the Standard Test Code by the Energy Systems Laboratory of the Texas Engineering Experiment Station.

**SPECIFICATIONS SUBJECT TO CHANGE WITHOUT NOTICE** Rev. 0516A